

# Gallium Arsenide Schottky Rectifier

$I_{DC} = 18 \text{ A}$   
 $V_{RRM} = 250 \text{ V}$   
 $C_{Junction} = 26 \text{ pF}$

Type	Marking on product		Circuit	Package
A = Anode, C = Cathode, TAB = Cathode				
DGS 19-025AS	19A250AS	Single		TO-252 AA
DGS 20-025A DGS 20-025AS	DGS 20-025A DGS 20-025AS	Single		TO-220 AC TO-263 AB
DGSK 40-025A DGSK 40-025AS	DGSK 40-025A DGSK 40-025AS	Common cathode		TO-220 AB TO-263 AB

Symbol	Conditions	Maximum Ratings	
$V_{RRM/RSM}$		250	V
$I_{FAV}$	$T_C = 25^\circ\text{C}$ ; DC	18	A
$I_{FAV}$	$T_C = 90^\circ\text{C}$ ; DC	13	A
$I_{FSM}$	$T_{VJ} = 45^\circ\text{C}$ ; $t_p = 10 \text{ ms}$ (50 Hz), sine	30	A
$T_{VJ}$		-55...+175	$^\circ\text{C}$
$T_{stg}$		-55...+150	$^\circ\text{C}$
$P_{tot}$	$T_C = 25^\circ\text{C}$	48	W
$M_d$	mounting torque (TO-220)	0.4...0.6	Nm

## Features

- Low forward voltage
- Very high switching speed
- Low junction capacity of GaAs
- low reverse current peak at turn off
- Soft turn off
- Temperature independent switching behaviour
- High temperature operation capability
- Epoxy meets UL 94V-0

## Applications

- MHz switched mode power supplies (SMPs)
- Small size SMPs
- High frequency converters
- Resonant converters

Symbol	Conditions	Characteristic Values	
		typ.	max.
$I_R$ ①	$V_R = V_{RRM}$ ; $T_{VJ} = 25^\circ\text{C}$ $V_R = V_{RRM}$ ; $T_{VJ} = 125^\circ\text{C}$	2.0	2.0 mA mA
$V_F$	$I_F = 7.5 \text{ A}$ ; $T_{VJ} = 125^\circ\text{C}$ $I_F = 7.5 \text{ A}$ ; $T_{VJ} = 25^\circ\text{C}$	1.3	V 1.5 V
$C_J$	$V_R = 100 \text{ V}$ ; $T_{VJ} = 125^\circ\text{C}$	26	pF
$R_{thJC}$			3.1 K/W
$R_{thCH}$	TO-220	0.5	K/W
Weight	TO-252	0.3	g
	TO-220/263	2	g

Pulse test: ① Pulse Width = 5 ms, Duty Cycle < 2.0 %

Data according to IEC 60747 and per diode unless otherwise specified

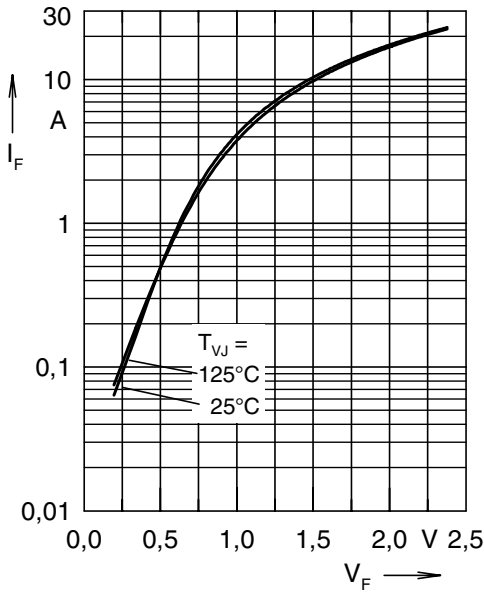


Fig. 1 typ. forward characteristics

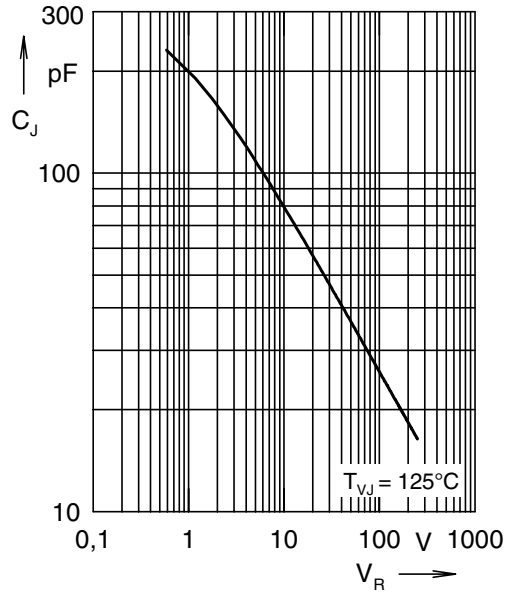


Fig. 2 typ. junction capacity versus blocking voltage

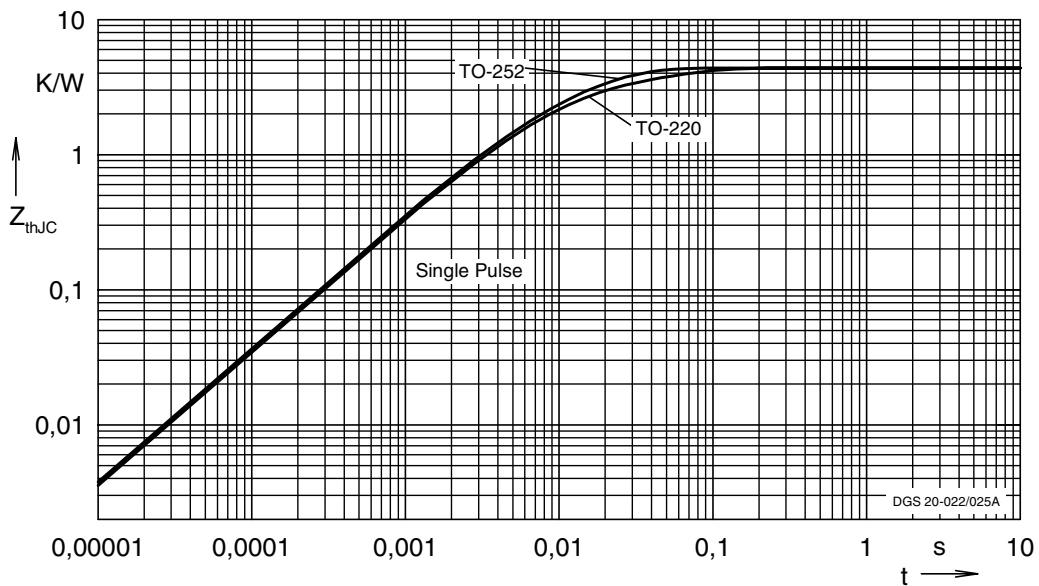
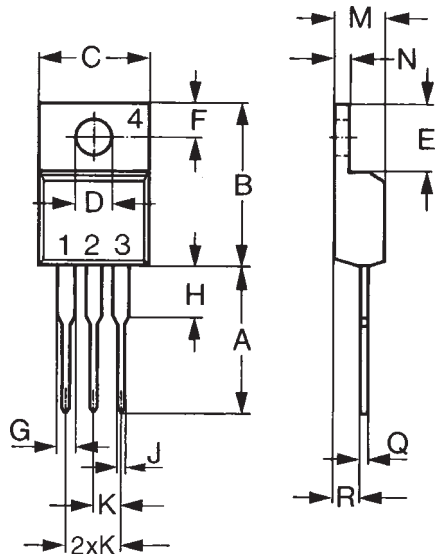


Fig. 3 typ. thermal impedance junction to case

Note:  
explanatory comparison of the basic operational behaviour of rectifier diodes and Gallium Arsenide Schottky diodes:

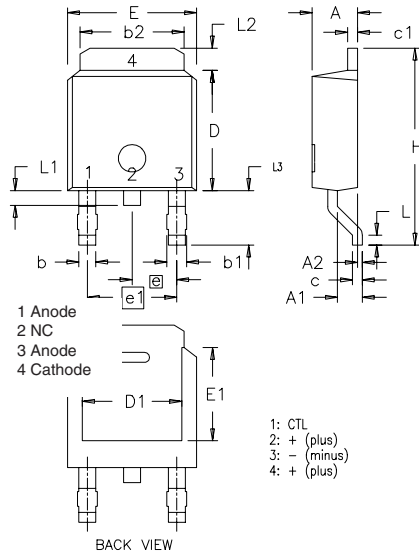
	Rectifier Diode	GaAs Schottky Diode
conduction	by majority + minority carriers	by majority carriers only
forward characteristics	$V_F (I_F)$	$V_F (I_F)$ , see Fig. 1
turn off characteristics	extraction of excess carriers causes temperature dependant reverse recovery ( $t_{rr}$ , $I_{RM}$ , $Q_{rr}$ )	reverse current charges junction capacity $C_J$ , see Fig. 2; not temperature dependant
turn on characteristics	delayed saturation leads to $V_{FR}$	no turn on overvoltage peak

### Outlines TO-220



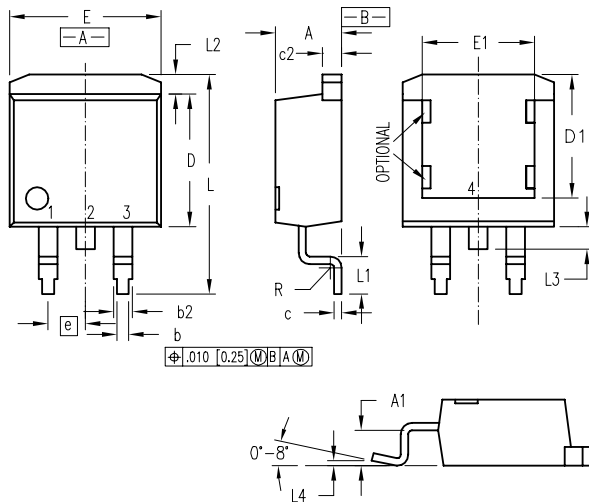
Dim.	Millimeter		Inches	
	Min.	Max.	Min.	Max.
A	12.70	13.97	0.500	0.550
B	14.73	16.00	0.580	0.630
C	9.91	10.66	0.390	0.420
D	3.54	4.08	0.139	0.161
E	5.85	6.85	0.230	0.270
F	2.54	3.18	0.100	0.125
G	1.15	1.65	0.045	0.065
H	2.79	5.84	0.110	0.230
J	0.64	1.01	0.025	0.040
K	2.54	BSC	0.100	BSC
M	4.32	4.82	0.170	0.190
N	1.14	1.39	0.045	0.055
Q	0.38	0.56	0.015	0.022
R	2.29	2.79	0.090	0.110

### Outlines TO-252



Dim.	Millimeter		Inches	
	Min.	Max.	Min.	Max.
A	2.19	2.38	0.086	0.094
A1	0.89	1.14	0.035	0.045
A2	0	0.13	0	0.005
b	0.64	0.89	0.025	0.035
b1	0.76	1.14	0.030	0.045
b2	5.21	5.46	0.205	0.215
c	0.46	0.58	0.018	0.023
c1	0.46	0.58	0.018	0.023
D	5.97	6.22	0.235	0.245
D1	4.32	5.21	0.170	0.205
E	6.35	6.73	0.250	0.265
E1	4.32	5.21	0.170	0.205
e	2.28 BSC		0.090 BSC	
e1	4.57 BSC		0.180 BSC	
H	9.40	10.42	0.370	0.410
L	0.51	1.02	0.020	0.040
L1	0.64	1.02	0.025	0.040
L2	0.89	1.27	0.035	0.050
L3	2.54	2.92	0.100	0.115

### Outline TO-263



Dim.	Millimeter		Inches	
	Min.	Max.	Min.	Max.
A	4.06	4.83	.160	.190
A1	2.03	2.79	.080	.110
b	0.51	0.99	.020	.039
b2	1.14	1.40	.045	.055
c	0.46	0.74	.018	.029
c2	1.14	1.40	.045	.055
D	8.64	9.65	.340	.380
D1	8.00	8.89	.315	.350
E	9.65	10.29	.380	.405
E1	6.22	8.13	.245	.320
e	2.54 BSC		.100 BSC	
L	14.61	15.88	.575	.625
L1	2.29	2.79	.090	.110
L2	1.02	1.40	.040	.055
L3	1.27	1.78	.050	.070
L4	0	0.20	0	.008
R	0.46	0.74	.018	.029

IXYS reserves the right to change limits, test conditions and dimensions

© 2004 IXYS All rights reserved